

HIGHlite Cine Series - Single Lamp

HIGHlite Cine 1080p-260 • HIGHlite Cine 1080p-260 HC



PERFORMANCE SPECIFICATIONS

Brightness (±10%)

HIGHlite Cine 1080p-260 HC: 2000 Lumens
 HIGHlite Cine 1080p-260: 3500 Lumens

Contrast:

HIGHlite Cine 1080p-260 HC: 20,000:1
 HIGHlite Cine 1080p-260: 2000:1

Display Type

Texas Instrument DMD 0.65" x 3,
 DDR DLP Darkchip

Native White

D65

Native Resolution

1920 x 1080 pixels

Computer Compatibility

Up to 1920 x 1200

Video Compatibility

NTSC, SECAM, PAL, HDTV, HDCP
 on HDMI 1.3,

Bandwidth (up to)

200 mHz on analog RGB
 165 mHz on HDMI

Throw Ratio

.77:1 fixed
 1.16:1 fixed
 1.45 - 1.74:1 zoom
 1.80 - 2.17:1 zoom
 2.17 - 2.90:1 zoom
 2.90 - 4.34:1 zoom
 4.34 - 6.76:1 zoom

* HL Cine 260 HC requires High Contrast lenses

* HL Cine 260 require High Brightness lenses

Image Size

40" - 224"

Image Offset

60% vertical, 15% horizontal

Lamp Life (Typical)¹

2,000 hours

Mechanical Mounting

Front/rear table
 Front/rear ceiling
 Adjustable front/rear feet

Operating Noise Level

<36dB

Dimensions (chassis and feet only)

H: 8.6 inches 218.6 mm
 W: 19.7 inches 499.2 mm
 L: 19.7 inches 500.6 mm

Weight (chassis only)

47 lbs.

Cabinet Color

Graphite with carbon fiber finish top

Overview

Digital Projection International (DPI), Texas Instruments' first DLP™ partner and the original innovator of the 3-chip DLP™ projector, proudly introduces the HIGHlite Cine 1080p-260, high brightness 1080p platform with the imaging fidelity of Texas Instruments' DLP™ technology. The 3-chip, single-lamp HIGHlite Cine models add a remarkably affordable, high-lumen line of 1920 x 1080 displays to DPI's already extensive 3-chip product portfolio.

The impeccable performance of the HIGHlite Cine 1080p-260 is characterized by bright, high contrast imagery that demonstrates superior color fidelity. Applicable to a wide variety of small to mid-size venues, including those contending with ambient light, the HIGHlite Cine 1080p-260 offer superb resolution and precise color reproduction. Augmenting the on-screen benefits is the incredible efficiency of the single lamp design, which enables these projectors to produce beautiful imagery while providing the longest lamp life and lowest power consumption, heat generation, fan noise and long-term cost of ownership.

Installation is straightforward due to the HIGHlite Cine's compact and lightweight chassis design, and extraordinary lens shift range of 120% vertical and 30% horizontal. Multiple lens options provide further flexibility, with throw ratios ranging from .77:1 up to 6.76:1. Connectivity includes two HDMI inputs, as well as RGB via D-15, component, composite and S-Video inputs.

Providing a bright, saturated image from a small-form 3-chip display, the HIGHlite Cine 1080p-260 displays present powerful yet remarkably affordable solutions for a variety of home entertainment applications, including:

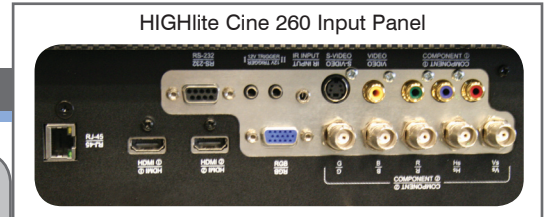
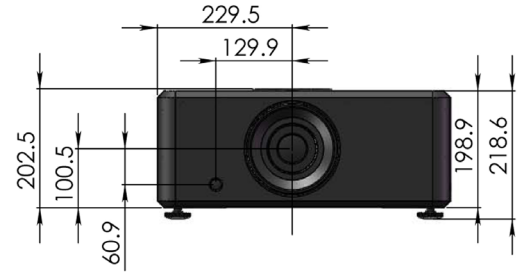
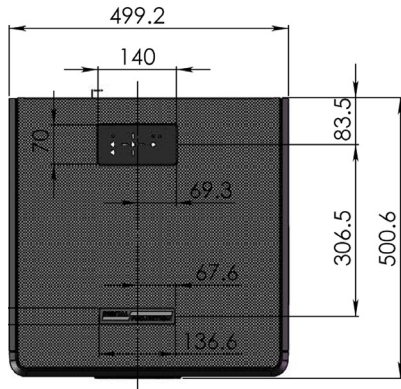
- Home theaters and media rooms
- Training and education
- Boardrooms and conference centers
- Process control and command & control
- Visualization/simulation environments
- Retail and entertainment
- Digital media/advertising and hospitality

As is the case with all Digital Projection displays, our careful engineering assures the HIGHlite Cine series provides reliable, best-in-class performance for years to come. Equally important, our legacy in superior customer and technical services guarantees our experienced support staff is always available to address your needs.

INPUT / OUTPUT CAPABILITIES

Input*	Connector	Quantity
VGA	D Sub (15-pin)	1
HDMI	HDMI 1.3	2
Component Video (SDTV/HDTV)	RCAx3 BNC x 5	1 1
S-Video	4-pin mini DIN	1
Composite Video	RCA	1
Remote Control	3.5mm stereo jack- female	1
Screen/Aspect trigger	3.5mm mini-sub	2
RS232	9 pin DSUB	1
LAN	RJ45	1

HIGHlite Cine Series - Single Lamp



ADVANCED TECHNICAL SPECIFICATIONS

PARAMETERS



HDTV Formats Supported	1080p, 1080i, 720p, 576i/p, 480i, 480p
Scan Rates Supported	Vertical 43-85 HZ; Horizontal TBA
Remote Control	Remote wireless IR
Automation Control	LAN connection via RJ45 / RS232 9-pin D sub
Operating/Storage Temperature	Operating: 0 to 40°C at 0-7500' / Storage: -20°C to 60°C
Operating Humidity	20% to 85% non-condensing
Thermal Dissipation	1500 BTU/hour
Fan Noise	<36dB
Power Requirements	110-120/200-240 VAC, 47-63 Hz (Auto-Ranging)
Power Consumption	450W
Safety and EMC Regulations	FCC-A, UL, C-UL, CE

Projector

HIGHlite Cine 1080p-260
HIGHlite Cine 1080p-260 HC

Part

110-509
110-016

Accessories

260 Watt Lamp and Housing
HIGHlite Cine Adjustable Ceiling Mount
Infrared Remote for HIGHlite Cine Models
Adapter Plate for TheaterScope Swing System

Part

110-025
111-182
110-024
111-183

Lenses

.77:1 fixed lens
1.16:1 fixed lens
1.45 - 1.74:1
1.80 - 2.25:1
2.17 - 2.90:1
2.90 - 4.34:1
4.34 - 6.76:1

Part

110-808
110-809
110-803
110-804
110-805
110-806
110-807

¹ Based on 4-6 hour/day operational profile. Venue and application conditions may impact actual lamp life.
See Digital Projection's Product Warranty Statement for details on lamp warranty.

