

Light, Feature-Rich, and Competitively Priced Toshiba TLP-S10U Projector

Your presentations are top-of-the-line but your budget is a bit more modest. Is there a way to meet the need for professional features that is easy on the pocketbook?

Yes – with the Toshiba TLP-S10U. This projector is designed for presenters who demand quality images and portability at a highly competitive price.

Travel light.

The Toshiba TLP-S10U weighs just 4.8 lbs., so it's easy to carry – whether you're traveling through airports or between conference rooms.

Get maximum performance.

The Toshiba TLP-S10U delivers many of the features professional presenters demand.

Captivate audiences with stunning presentations.

The TLP-S10U offers 1200 ANSI lumens with 400:1 contrast ratio (full on/full off), and native SVGA 800 x 600 resolution – so you can deliver bright, sharp presentations. Manual keystone correction allows you to project sharp images in a variety of settings.

Whisper-quiet operation focuses all attention on your presentation, not your projector.

The TLP-S10U operates with minimal noise (approximately 32dBA in economy mode).

Enhance your presentation with high-impact multimedia.

Built-in connectors accept input from a wide choice of sources, from a Toshiba notebook PC to external video. There's even a built-in 1-watt speaker.

Reach even more of your audience with a second video display.

The TLP-S10U includes a connector that allows you to add an external monitor in addition to the projection on the screen. This second, simultaneous video display is a highly effective way to present in courtrooms, classrooms, and training rooms.

Carry a sharp-looking presentation tool.

This lightweight presenter is a great-looking traveling companion. Its sleek, metallic silver design is attractive and professional in any setting.

Open the box, plug it in, and present.


One-touch auto setup enables worry-free presentations from the moment you open the box. Just plug it in and present.



Key Features:

- *Super bright presentations*
- *Ultra portable - only 4.8 lbs.*
- *Easy setup and operation*
- *Super affordable - under \$1,000*

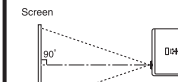
TOSHIBA



Projection Distance and Screen Size

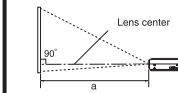
Use the figures, tables, and formulas below to determine the screen size and projection distance. (Screen sizes are approximate values for full-size picture with no keystone adjustment)

As seen from above



$$a = \frac{\text{projection size (inches)} - 0.8668}{25.81}$$

As seen from the side



screen size (cm)	projection distance a (m)
40 (102)	1.52
60 (152)	2.29
80 (203)	3.07
100 (254)	3.84
150 (381)	5.78
200 (508)	7.72
250 (635)	9.65
300 (762)	11.59

a is the distance (m) between the lens and the screen, and corresponds to a range of 1.52 m to 11.59 m.

Specifications

		TLP-S10U Projector
Model		
Display Technology	Shape No. of Pixels	0.5" LCD with MLA x 3 480,000 (800 x 600)
Projection Lens	Standard Lens F/f (mm)	1.2x Fixed Lens F=1.8
Light Source		130W
Brightness		1200 ANSI lumens
Native Resolution		SVGA 800 x 600
Color Reproduction		Full 16.7 Million Colors
Contrast Ratio		400:1
Projection Screen Size (Diagonal)		40 - 300 inches
Projection Distance		5.0 - 38.0 ft
Compatible Scanning Frequency	Horizontal (kHz) Vertical (Hz)	15 - 93kHz 50 - 85Hz
Video Input Terminal	Video Signal Color Difference Signal Audio Signal	2 channels (RCA x 1, S-Video x 1) 1 channel (mini D-sub 15 pin x 1, shared with RGB signal) 1 channel (stereo mini-jack x 1)
RGB Input Terminal	Analog	1 channel (mini D-sub 15 pin x1)
Input Signal Format	Video Signal Color Difference Signal RGB Signal	NTSC, PAL, SECAM HDTV/DTV (480p/480i/720p/1080i), DVD VGA, SVGA, XGA (compressed), SXGA (compressed), UXGA (compressed)
Output Terminal	RGB Signal	1 channel (mini D-sub 15 pin x 1)
Digital Keystone Correction		Manual (+/- 15°)
Noise Level		36dBA (32dBA in eco-mode)
Internal Speaker		1.0W Monaural
PC Interface		RS232 (mini DIN-8 pin)
Digital Zoom	Computer Video (RGB) Component Video	Up to 10X Up to 3X
External Dimensions (WxDxH)		11.9" x 8.1" x 3.3"
Weight		4.8 lbs.
Power Consumption		220W
Power Source		AC100-240V, 50/60Hz
Box Contents		Remote Control, Power Cord, RGB Cable, Audio Cable, Audio Cable for Computer, Video Cable, CD-ROM, Owner's Manual, Quick Reference
Limited Standard Warranty		2-year on parts and labor including 90-day lamp warranty.

© 2003 Toshiba America Information Systems, Inc. All other products and names mentioned are the property of their respective owners. All specifications, software, prices and availability are subject to change. All rights reserved. 8/03Y

toshiba.com | **1-800-TOSHIBA**

Toshiba America Information Systems, Inc.
P.O. Box 19724, Irvine, CA 92623-9724

TOSHIBA