

SONY
make.believe



VPL-FH35
VPL-FH30

Solid Installation Projector



BrightEra™
Long Lasting Optics

HDMI

Ultimate Picture Quality in WUXGA Projection Delivering an Outstanding Brightness

Packing the most advanced projector technologies into a low-profile design, the VPL-FH35 and VPL-FH30 are an excellent choice, delivering an outstanding brightness of 5,200 lumens* and 4,300 lumens* (respectively) and ultra high-quality images with WUXGA resolution.

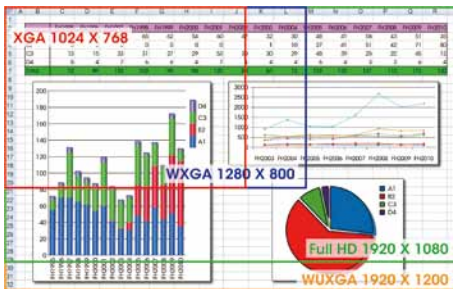
These projectors also deliver amazing installation flexibility and hassle-free maintenance in a stylish design that blends into any decor. They are equipped with an excellent lens shift function and a standard 1.6x zoom lens, making image adjustment easy. They are also compatible with the optional lenses designed for the Sony VPL-F40 Series, extending the range of installation choices. The maintenance cycles of the lamp and cleaning filters are synchronized and exceptionally long, which cuts maintenance time and cost. Overall, the VPL-FH35 and VPL-FH30 deliver a low total cost of ownership, and additionally include eco-friendly features such as a long-lasting lamp and low power consumption.

* ISO 21118



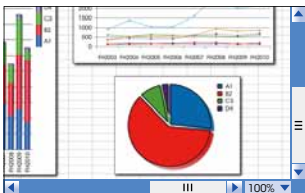
Ultra-high WUXGA Resolution with Full-HD Compatibility

The VPL-FH35 and VPL-FH30 deliver an amazing resolution of WUXGA (1920 x 1200), which exceeds Full-HD resolution (1920 x 1080).



The VPL-FH35 and VPL-FH30 allow projection in a wider display range. More information can be displayed on the screen, so the user can see the whole page without scrolling.

WXGA 1280 x 800



Need to scroll during discussion



WUXGA 1920 x 1200



simulated images

Extremely clear and detailed high-quality images are projected, even on a large screen, and native Full-HD images can be projected full screen. The VPL-FH35 and VPL-FH30 are the ultimate tool for projecting images in a range of applications requiring exceptional detail.



WXGA picture quality



WUXGA picture quality

simulated images
Licensed by Tokyo Tower

High Picture Quality

Brilliant Color Performance

By combining a new-generation optical system that uses the Sony BrightEra with Long Lasting Optics technology™* and a 3LCD projection system, the VPL-FH35 and VPL-FH30 offer a high brightness of 5,200 lumens and 4,300 lumens (respectively).

* BrightEra with Long Lasting Optics is the Sony brand name for a new generation of optical system, which uses a more advanced version of original Sony BrightEra technology. In addition to adopting LCD panels that have pixels with large aperture ratios and inorganic alignment layers, BrightEra with Long Lasting Optics technology also uses an inorganic layer for polarization plates to greatly enhance reliability.

3LCD Projection Offers Brilliant Color Performance

The VPL-FH35 and VPL-FH30 adopt a 3LCD projection system incorporating three LCD panels. This system enables the projector to present bright and natural images.



simulated image

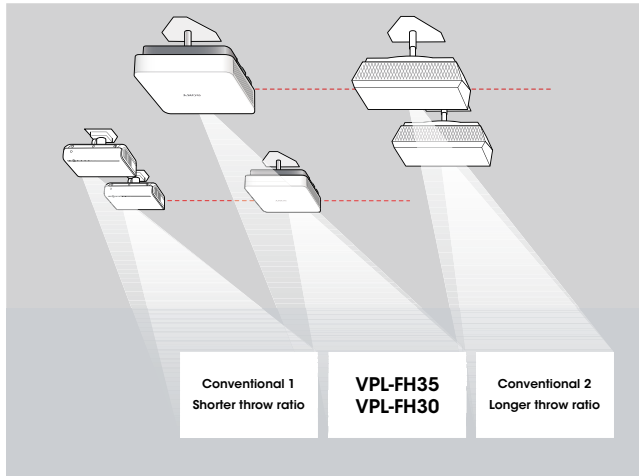
Installation Advantages

Lens Shift Function

The VPL-FH35 and VPL-FH30 have a Lens Shift function which is controlled from the projector control panel or the supplied Remote Commander™ unit. Using this function, the position of the projected image can be moved vertically by up to 60% and horizontally from -32% through to +32%. Images can be easily adjusted to the desired settings during installation.

Convenient, Simple Projector Replacement


The standard 1.6x zoom lens enables installation flexibility when replacing an existing projector with the VPL-FH35 or VPL-FH30 – there's no need to change ceiling mount positions. For applications where more than a standard lens is needed, the VPL-FH35 and VPL-FH30 are compatible with the optional VPLL-Z1024 and VPLL-Z1032 accessory lenses designed for the current Sony VPL-F40 Series.



Broad throw ratio simplifies projector replacement

Centered Lens Design

The centered lens provides symmetry for a balanced installation, and makes setup very simple.



Balanced and symmetrical installation

"Blend-in" Design

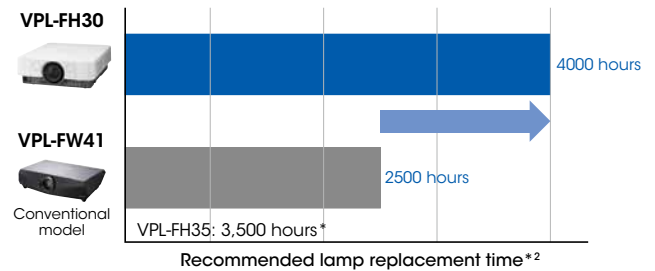
The VPL-FH35 and VPL-FH30 showcase a newly designed low-profile chassis, so the projector appears to blend into the ceiling or wall on which it is mounted. The connector panel is located on the front of the unit so its cables cannot be seen by the audience.



Good TCO and ECO-friendly Design

Long-lasting Lamp

By incorporating a newly developed high-performance lamp and advanced lamp-control technology, the VPL-FH30 offer a recommended lamp replacement time of approximately 4000 hours.*1



*1 In standard mode. Expected maintenance time not guaranteed.

Lamp performance will vary based on operating environment and use.


*2 The values are approximate and may vary.

Low Power Consumption

The VPL-FH35 and VPL-FH30 offer remarkably low power consumption, which can help save electricity expenses.

ECO MODE Key

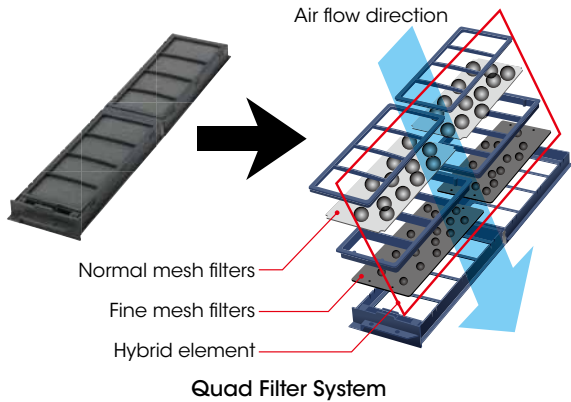
With a single push of the ECO MODE key on either the projector or the supplied Remote Commander® unit, users can select an energy-saving setting from the ECO Mode menu.



ECO MODE key

Lamp and Filter Synchronized Maintenance

When the air filter must be cleaned, a timely message is displayed on screen. The lamp and the filter are accessible from the same side, so their maintenance can be performed without uninstalling the projector. With typical usage, the filters have an approximate 15,000-hour cleaning cycle. This is achieved by a Quad Filter system which means the filters only need to be cleaned when the lamp is changed, even in harsh conditions, saving maintenance time and cost.



Other Features

Picture-by-Picture

With this feature, users can project two different images at the same time, greatly expanding creative possibilities and enabling exciting new applications.



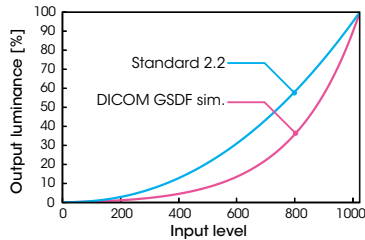
simulated image

DICOM GSDF Simulation*

The VPL-FH35 and VPL-FH30 are equipped with a new gamma mode, called DICOM GSDF Simulation. This is ideal for viewing digital medical imagery for non-diagnostic applications.

* Follows GSDF (Grayscale Standard Display Function) medical standards for DICOM (Digital Imaging and Communications in Medicine).

* This function is for training and reference only, and cannot be used for medical diagnosis.



Gamma curve*



Standard 2.2



DICOM GSDF simulation

simulated images

Screen Aspect

When screen and image aspect ratios do not match*, this function fits the projected image to the screen. So, even when images are switched between different aspect signals, the projected image can always fit the screen.

* Using the same aspect ratio between screen and projector is ideal.

Quiet Noise Operation

Low noise fans designed to produce lower frequency sounds to be less obtrusive

Closed Captioning

Official teletext broadcasting, developed by the NCI, USA

Security Pack

Security lock (password and mechanical), security bar, panel key lock, and security label

Test Pattern Key

For easy screen adjustment

ID Mode

For individual control of multiple projectors

Freeze Function

Freezes the projected image

Smart APA

Auto pixel alignment

Direct Power On/Off

Direct power control using the circuit breaker on the switch board

High Altitude Mode

For projector operation at high altitude

Network and Control

Controls and monitors projector status
Compatible with various control systems



* Based on internal testing.

OPTIONAL ACCESSORIES



LMP-F272
Projector Lamp (for replacement)



LMP-F331
Projector Lamp (for replacement)



PAM-600
Projector Suspension Support



VPLL-Z1024
Projector Lens



VPLL-Z1032
Projector Lens



PK-F30LA1
Projector Lens Adapter

OPTIONAL LENSES

Projection lens	VPLL-Z1024	VPLL-Z1032
Throw ratio	2.34 to 3.19	3.18 to 4.84
Zoom / Focus	Manual / Manual	Manual / Manual
Lens shift	Vertical: Upward 60% to Downward 0% Horizontal: Right 32% to Left 32%	Vertical: Upward 60% to Downward 0% Horizontal: Right 32% to Left 32%
Aperture	f/2.00 to 2.30	f/2.00 to 2.40
Screen size*	40" to 600"	40" to 600"
Dimensions	W 3 13/16 x H 3 7/16 x D 7 3/32 in (W 97 x H 87 x D 180 mm)	W 3 13/16 x H 3 7/16 x D 6 31/32 in (W 97 x H 87 x D 180 mm)
Weight	2 lb 7 oz / 1.1 kg	2 lb 7 oz / 1.1 kg
Required projection lens adapter	PK-F30LA1	PK-F30LA1

* Viewable area, measured diagonally.

PRESET SIGNAL CHART

Computer Signal

Resolution	fH [kHz]/ fV [Hz]	Input connector	
		RGB ^{*1}	DVI-D ^{*2} /HDMI ^{*3}
640 x 350	31.5/70	●	—
	37.9/85	●	—
640 x 400	31.5/70	●	—
	37.9/85	●	—
640 x 480	31.5/60	●	●
	35.0/67	●	—
	37.9/73	●	—
	37.5/75	●	—
	43.3/85	●	—
800 x 600	35.2/56	●	—
	37.9/60	●	●
	48.1/72	●	—
	46.9/75	●	—
832 x 624	49.7/75	●	—
	48.4/60	●	●
1024 x 768	56.5/70	●	—
	60.0/75	●	—
	68.7/85	●	—
	64.0/70	●	—
1152 x 864	67.5/75	●	—
	77.5/85	●	—
	61.8/66	●	—
1152 x 900	60.0/60	●	●
	75.0/75	●	—
1280 x 960	64.0/60	●	●
	80.0/75	●	—
	91.1/85	●	—
1400 x 1050	65.3/60	●	●
1600 x 1200	75.0/60	●	●
1280 x 768	47.8/60	●	●
1280 x 720	45.0/60	●	● ^{*6}
1920 x 1080	67.5/60	—	● ^{*6}
1366 x 768	47.7/60	●	●
1440 x 900	55.9/60	●	●
1680 x 1050	65.3/60	●	●
1280 x 800	49.7/60	●	●
1920 x 1200	74.0/60	● ^{*5}	● ^{*5}
1600 x 900	60.0/60	● ^{*5}	● ^{*5}

Digital TV Signal

Signal	fV [Hz]	Input connector	
		RGB/Y/Pb/Pr ^{*4}	DVI-D ^{*2} /HDMI ^{*3}
480i	60	●	●
576i	50	●	●
480p	60	●	●
576p	50	●	●
1080i	60	●	●
1080i	50	●	●
720p	60	●	● ^{*6}
720p	50	●	●
1080p	60	—	● ^{*6}
1080p	50	—	●
1080p	24	—	●

Analog TV Signal

Signal	fV [Hz]	Input connector
		VIDEO/S VIDEO
NTSC	60	●
PAL/SECAM	50	●

*1: INPUT A, INPUT B

*2: INPUT C

*3: INPUT D

*4: INPUT A

*5: Available for VESA Reduced Blanking signals only.

*6: INPUT C is determined as a computer signal;

INPUT D is determined as a digital TV signal.

• When a signal other than the signals listed in the table is input, the picture may not be displayed properly.

• An input signal meant for a screen resolution different to that of the panel will not be displayed in its original resolution. Text and lines may be uneven.

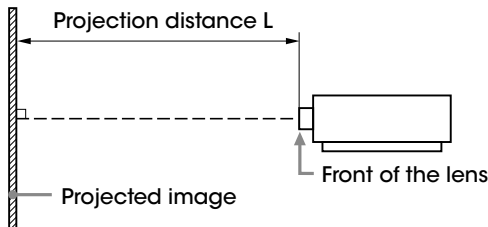
• Some actual values may differ slightly from the design values given in the table.

INSTALLATION DIAGRAM

Projection Distance

Unit: m (inches)

Projection image size		Projection distance L		
Diagonal	Width x Height	Standard lens	VPLL-Z1024	VPLL-Z1032
80-inch (2.03 m)	1.72 x 1.08 (68 x 42)	2.39 – 3.83 (95 – 150)	4.00 – 5.48 (158 – 215)	5.45 – 8.32 (215 – 327)
100-inch (2.54 m)	2.15 x 1.35 (85 x 53)	3.00 – 4.80 (119 – 189)	5.03 – 6.87 (198 – 270)	6.84 – 10.43 (270 – 410)
120-inch (3.05 m)	2.58 x 1.62 (102 x 64)	3.61 – 5.77 (143 – 227)	6.05 – 8.27 (238 – 325)	8.24 – 12.55 (325 – 494)
150-inch (3.81 m)	3.23 x 2.02 (127 x 79)	4.53 – 7.22 (179 – 284)	7.59 – 10.36 (299 – 408)	10.33 – 15.72 (407 – 619)
200-inch (5.08 m)	4.31 x 2.69 (170 x 106)	6.05 – 9.64 (238 – 379)	10.15 – 13.85 (400 – 545)	13.82 – 21.00 (544 – 827)



SPECIFICATIONS

		VPL-FH35	VPL-FH30
Display system		3 LCD system	
Display device	Size of effective display area	0.76" (19.3 mm) x 3, BrightEra, Aspect ratio: 16:10	
	Number of pixels	6,912,000 (1920 x 1200 x 3) pixels	
Projection lens	Zoom	Manual (Approx. 1.6 x)	
	Focus	Manual	
	Lens shift	Manual, Vertical: Upward 60% to Downward 0%, Horizontal: Right 32% to Left 32%	
Light source		High-pressure mercury lamp 330 W type	High-pressure mercury lamp 275 W type
Recommended lamp replacement time*1		2500 H (Lamp mode: High)	3000 H (Lamp mode: High)
		3500 H (Lamp mode: Standard)	4000 H (Lamp mode: Standard)
Filter cleaning cycle		Max. 15000 H*1 Same time as the lamp replacement is recommended	
Screen size		40" to 600" (1.02 m to 15.24 m)	
Light output		5200 lm (Lamp mode: High)	4300 lm (Lamp mode: High)
		3900 lm (Lamp mode: Standard)	3400 lm (Lamp mode: Standard)
Color light output		5200 lm (Lamp mode: High)	4300 lm (Lamp mode: High)
		3900 lm (Lamp mode: Standard)	3400 lm (Lamp mode: Standard)
Contrast ratio (full white / full black)*2		2000:1	
Displayable scanning frequency	Horizontal	14 kHz to 93 kHz	
	Vertical	47 Hz to 93 Hz	
Display resolution	Computer signal input	Maximum display resolution: 1920 x 1200 dots*3, Panel display resolution: 1920 x 1200 dots	
	Video signal input	NTSC, PAL, SECAM, 480/60i, 576/50i, 480/60p, 576/50p, 720/60p, 720/50p, 1080/60i, 1080/50i, 1080/60p, 1080/50p, 1080/24p	
Color system		NTSC3.58, PAL, SECAM, NTSC4.43, PAL-M, PAL-N, PAL60	
Keystone correction		Vertical: Max. +/- 5 degrees	
OSD language		20-languages (English, Dutch, French, Italian, German, Spanish, Portuguese, Turkish, Polish, Russian, Swedish, Norwegian, Japanese, Simplified Chinese, Traditional Chinese, Korean, Thai, Vietnamese, Arabic, Farsi)	
Computer and video signal input/output	INPUT A	RGB / Y Pb Pr input connector: 5BNC (female), Audio input connector: Stereo mini jack	
	INPUT B	RGB input connector: Mini D-sub 15-pin (female), Audio input connector: Stereo mini jack (shared with INPUT C)	
	INPUT C	DVI-D input connector: DVI-D 24-pin (Single link), supported HDCP, Audio input connector: Stereo mini jack (shared with INPUT B)	
	INPUT D	HDMI input connector: Digital RGB/Y Pb Pr, Digital Audio, supported HDCP: PCN (32 kHz, 44.1 kHz, 48 kHz, 88.2 kHz, 96 kHz)	
	S VIDEO IN	S video input connector: Mini DIN 4-pin, Audio input connector: Pin jack (x2) (shared with VIDEO IN)	
	VIDEO IN	Video input connector: Pin jack, Audio input connector: Pin jack (x2) (shared with S VIDEO IN)	
OUTPUT	Monitor output connector*4: Mini D-sub 15-pin (female), Audio output connector*5: Stereo mini jack (variable out)		
Control signal input/output		RS-232C connector: D-sub 9-pin (female) LAN connector: RJ-45, 10BASE-T/100BASE-TX Control S input connector: Stereo mini jack, Plug in power DC 5 V	
Operating temperature (Operating humidity)		32°F to 104°F / 0°C to 40°C (35% to 85%; no condensation)	
Storage temperature (Storage humidity)		-4°F to +140°F / -20°C to +60°C (10% to 90%)	
Power requirements		AC 100 V to 240 V, 4.6 A to 1.9 A, 50/60 Hz	AC 100 V to 240 V, 4 A to 1.6 A, 50/60 Hz
Power consumption	AC 100 V to 120 V	460 W	400 W
	AC 220 V to 240 V	440 W	380 W
Standby mode power consumption	AC 100 V to 120 V	9 W (Standby mode: Standard) / 0.15 W (Standby mode: Low)	
Heat dissipation	AC 100 V to 120 V	1570 BTU	1365 BTU
	AC 220 V to 240 V	1501 BTU	1297 BTU
Outside dimensions		W 15 11/32 x H 5 13/16 x D 18 25/32 in (W 390 x H 148 x D 477 mm) W 15 11/32 x H 5 9/32 x D 18 7/32 in (W 390 x H 134 x D 463 mm) (without protrusions)	
Weight		18 lb 1 oz / 8.2 kg	17 lb 14 oz / 8.1 kg
Supplied accessories		RM-PJ19 Remote Commander (1), Size AA (R6) batteries (2), AC Power Cord (1), Cable ties (2), Quick Reference Manual (1), Security Label (1), Operating Instructions (1)	
Replacement lamp		LMP-F331	LMP-F272

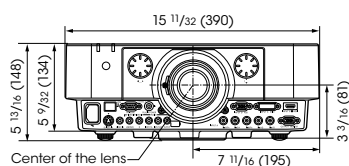
*1 The figures are the expected maintenance time and not guaranteed. They will depend on the environment or how the projector is used.

*2 This value is average. *3 Available for the VESA Reduced Blanking signal. *4 From INPUT A and INPUT B.

*5 Works as an audio switcher function. Output from a selected channel; not available in standby.

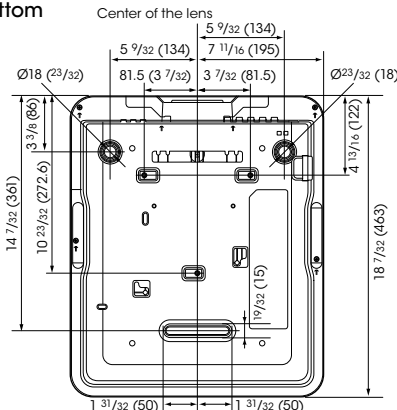
DIMENSIONS

Front



Unit: inches (mm)

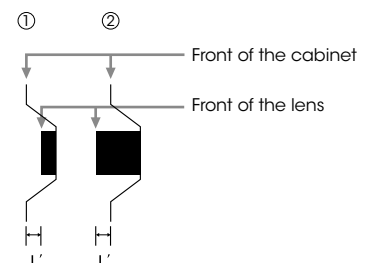
Bottom



The distance L' is between the front of the lens (center) and the front of the cabinet

Unit: mm (inches)

Lens	L'	Type
Standard lens	12.2 (15/32)	①
VPLL-Z1024	1.6 (1/16)	②
VPLL-Z1032	0.3 (1/32)	①



©2011 Sony Electronics Inc. All rights reserved.
Reproduction in whole or in part without written permission is prohibited.
Features and specifications are subject to change without notice.
Sony; and the Sony make.believe, BrightEra, and Remote Commander logos are trademarks of Sony,
the United States of America and other countries and areas.
Trademark PJLink is a trademark applied for trademark rights in Japan,
the United States of America and other countries and areas.
HDMI, the HDMI logo, and High-Definition Multimedia Interface are trademarks or
registered trademarks of HDMI Licensing LLC in the United States and other countries.
All other trademarks are the trademarks of their respective owners.

Sony Electronics Inc.
1 Sony Drive
Park Ridge, NJ 07656
sony.com/professional
DI-0253 (MK10802V3)

The "blend-in" design of the VPL-FX30 is highly regarded
and has won the iF Product Design Award Gold 2011.
Both the VPL-FH35 and VPL-FH30 employ this "blend-in" design concept.

Printed in USA (12/11)