







WUXGA PROFESSIONAL INSTALLATION LASER PHOSPHOR PROJECTOR ZU510T-W

Optoma

5500 LUMENS WUXGA LASER PHOSPHOR PROJECTOR

PRO | SCENE



-  4 corner correction for basic stacking
-  360° and portrait mode operation*
-  IP5X Light source life up to 20000 hrs, IP5X certified engine
-  H/V lens shift and keystone
-  Built-in HDBaseT
-  Delivering superior color with DURACORE laser technology

WIDESCREEN
16:10
ENHANCED

THREE YEAR
WARRANTY
OPTOMA EXPRESS

HDMI
HIGH DEFINITION MULTIMEDIA INTERFACE

MHL

PJLink™

DEVICE
DISCOVERY
AVX

DURACORE
LASER

HDBT™

CRESTRON
RoomView
connected



The ZU510T-W is a ProAV projector offering bright and vivid image quality, advanced optical components, and a low-weight, compact size. Combined with DURACORE laser light source and IP5X-certified dust resistance rating for its optical engine, it is reliable, cost-efficient and low maintenance, with no need for lamp and filter changes. It provides up to 20,000 hours of light source operation and is perfect for boardroom, higher education, houses of worship, and small entertainment venue use.

The ZU510T-W's 5500 lumens create vibrant, detailed images, filling a significant need in the mid-range ProAV category. Developed for maximum flexibility, this solid state laser projector includes a fixed lens with Horizontal and Vertical lens shift, offering a unique 1.2-2.13 throw ratio and a digital zoom ratio of 1.8x, enabling it to cover a range of interchangeable lens capabilities and eliminating the need to change lenses or buy additional ones.

The ZU510T-W streamlines integration with two built-in 10W speakers and a variety of inputs, including three HDMI ports, (2x built in MHL) and one HDBaseT port. This fixed install projector is a reliable, flexible and cost-efficient option for boardrooms, university auditoriums, museums and other mid-sized venues.

PROFESSIONAL INSTALLATION LASER PROJECTOR

OPTICAL/TECHNICAL SPECIFICATIONS


Display Technology	Single DMD, 0.67" WUXGA DMD, DC3 DLP® Technology by Texas Instruments™
Color Wheel	4 Segment RYGB, (B60 Filter Diameter 67mm)
Native Resolution	WUXGA (1920x1200)
Maximum Resolution	WUXGA (1920x1200)
Brightness	5,500 center 5,300 ANSI Lumens
Contrast Ratio	300,000:1 (ExtremeBlack enabled) 1,800:1 Full on/Full Off
Displayable Colors	Graphic 10 bits, 1073.4 Million colors
Light source life up to	Up to 20,000 hours
360 Degree & Portrait Mode	Yes
Projection Method	Front, rear, ceiling mount, table top
Keystone Correction	±30° Vertical and Horizontal
Geometry	4 corner adjustment
Uniformity	85%
Aspect Ratio	16:10 (native), 16:9, 4:3, Auto
Throw Ratio	1.2 ~ 2.13
Projection Distance	1.3m / 4.3ft - 7.8m / 25.5ft
Image Size	27.9" ~ 301.8"
Lens Shift	Horizontal 10%, Vertical +20%
Projection Lens	1.8x zoom
Audio	10W Stereo
Noise (Normal/Eco dB)	35dB Typical (480W) 29dB Eco (320W)
Remote Control	IR and wired remote
Operating Room Temperature	Operating: 41 ~ 104 °F
Power Supply	AC input 90 ~ 264V, 50-60 Hz, with PFC input
Power Consumption	480W +/- 15% Max (Bright), 320W +/-15% Max (ECO)
High Altitude	Operating temperature 0 ft ~ 10000 ft at 5 ~ 40°C (41 ~ 104 °F)
Light source type*	Laser Phosphor

COMPATIBILITY SPECIFICATIONS

Computer Compatibility	UXGA, SXGA, XGA, SVGA, VGA, WXGA, WUXGA, Mac
Video Compatibility	SDTV / HDTV
3D Compatibility†	Full 3D 1920 x 1080p @24Hz
Vertical Scan Rate	24-85Hz
Horizontal Scan Rate	15.375-91.146KHz
User Controls	LAN, RS232, IR individually
I/O Connection Ports	Input: 3 x HDMI (HDMI 2 Support MHL) 1 x VGA (D-Sub 15pin) (Computer In) 1 x Microphone in 3.5mm 1x Audio in 3.5mm Output: 1x VGA Out (Support VGA loops through to monitor) (Monitor Out) 1 x Audio out 3.5mm Control: 1 x RS232 (D-sub 9 pin) (PC Control) 1 x Wired in (3.5mm phone jack) (Remote In) 1 x 12V Trigger (3.5mm phone jack) 1 x USB type A (for WiFi dongle purpose) 1 x Mini USB (for LAN FW upgrade only) 1 x IR Receiver (On the Front side and Top side) 1 x RJ45 (LAN) 1 x HDBaseT
Loop Through (Audio)	Yes

PHYSICAL SPECIFICATIONS

Security	Kensington® lock port
Weight	24.2 lb
Dimensions (W x H x D) (Without feet)	15.75" x 5" x 16"



* Buttons without description are not applicable to this model.

Warranty

3-year or 20,000 hour light source warranty (whichever comes first), 3-year Optoma Express advance exchange warranty on the projector.

In the Box (Standard Accessories)

ZU510T-W projector, AC power cord, VGA cable, remote control, batteries, multilingual CD-ROM user's manual, basic user manual, warranty card, USB to Micro USB cable

Optional Accessories

Universal ceiling mount, Optoma screen, wireless HDMI system, HDCast PRO - BLACK, HDBaseT transmitter.

Accessory Part Numbers

Universal ceiling mount: BM-9004U. Wireless HDMI system: WHD200, HDCast PRO - BLACK, Remote: BR-3075W, HDBaseT transmitter 4K100TX

UPC 796435 44 030 5

*Light source life is dependent upon many factors, including brightness mode, display mode, usage, environmental conditions and more. Light source brightness can decrease over time

*Watching 3D projection while wearing 3D glasses for an extended period of time may cause a headache or fatigue. If you experience a headache, fatigue or dizziness, stop viewing the 3D projection and rest.

*Portrait orientation must follow the recommended positions, for further information please consult with the User Manual.

www.OptomaUSA.com

Copyright © 2016 Optoma Technology, Inc. DLP® and the DLP logo are registered trademarks of Texas Instruments™. All other trademarks are the property of their respective owners. All specifications subject to change at any time. 08/16/17