

# Ultimate Access



*With an independently motorized ceiling closure.*

The ULTIMATE ACCESS offers all the advantages of the ACCESS, *plus an independently motorized ceiling closure.* In its closed position, the motorized closure forms a solid bottom panel giving the ceiling a clean appearance. At the touch of a switch or wireless transmitter, the door of the ULTIMATE ACCESS opens *into* the case before the viewing surface descends into the room. Your audience will be impressed by its precision timing and quiet, fluid movement.

No other projection screen offers you so many benefits. Refer to page 6 for the rewards of installing the ACCESS case during the “dirty” phase of the construction process. The screen (motor-in-roller with attached viewing surface) can be ordered, shipped and stored independently of the headbox, and popped into the case at a future date. Eliminates job site damage.

ULTIMATE ACCESS—the ultimate in projection screen design.

**Ultimate Access/Series V**—Features DRAPER’S TAB TENSIONING SYSTEM for a perfectly flat projection surface. Choose M1300, M2500, HiDEF GREY or CINEFLEX rear projection viewing surface. See page 14 for more on the benefits of TAB TENSIONING.

**Ultimate Access/Series E**—Your choice of a conventional viewing surface: fiberglass matt white, glass beaded, PANAMAX or acoustically transparent AT1200.

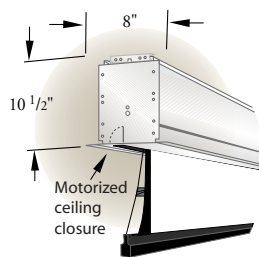
### System Options

- **Extra Drop**—Up to 12’ overall height, either white or black (white is standard for SERIES V in all formats and for SERIES E in AV format; black is standard for SERIES E in all other formats). Extra drop will increase the overall length of the case of a SERIES V.
- **Black Masking Borders**—Borders are optional for SERIES E in AV format. Borders are standard for SERIES E in all other formats and for all SERIES V screens.
- **Control Options**—Refer to page 5. Controls may be built into case and will increase the overall length of the case.
- **Screen/Case Options**—Left end motor location only.

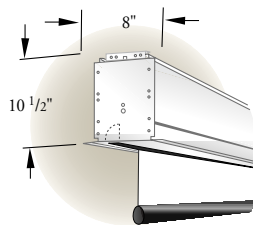


CAPE Facility—IMMI, Westfield, IN.  
Dealer/Installer: Data Projections, Inc.

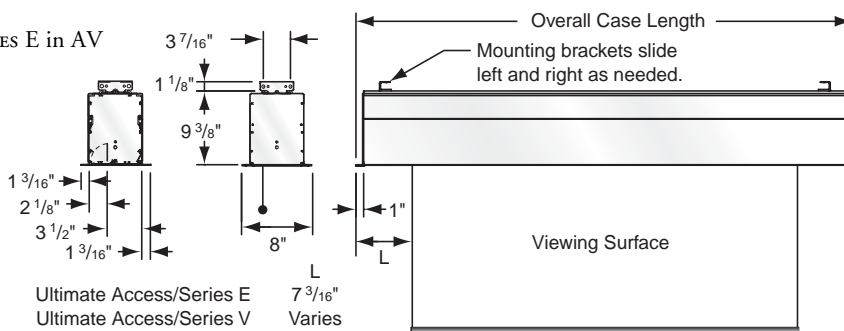
U.S. Patent No. 5,341,241 and 6,137,629. Other Patents Pending.



Ultimate Access/Series V



Ultimate Access/Series E



Ultimate Access/Series E 7 3/16"  
Ultimate Access/Series V Varies

Audio Visual Format	Series E			Series V		
	Case HxW	Net Wt. (lbs.)	Case Length*	Case Dowel Length	Net Wt. (lbs.)	Case Length*
50" x 50"	5'6 3/8"	82	6'3 7/8"	5'1 1/4"	84	6'3 7/8"
60" x 60"	6'4 3/8"	93	7'2 7/8"	6'1/4"	96	7'2 7/8"
70" x 70"	7'2 3/8"	98	8'7 7/8"	6'10 1/4"	100	8'7 7/8"
84" x 84"	8'4 3/8"	105	9'4 1/8"	8'1 1/2"	108	9'4 1/8"
6' x 8'	9'4 3/8"	129	10'2 7/8"	9'1/4"	134	10'2 7/8"
8' x 8'	9'4 3/8"	131	10'5 5/8"	9'3"	135	10'5 5/8"
7' x 9'	10'4 3/8"	134	11'4 1/8"	10'1 1/2"	138	11'4 1/8"
9' x 9'	10'4 3/8"	135	11'5 3/8"	10'3"	139	11'5 3/8"
8' x 10'	11'4 3/8"	141	12'5 3/8"	11'3"	144	12'5 3/8"
10' x 10'	11'4 3/8"	155	12'7 3/8"	11'4 3/4"	158	12'7 3/8"
9' x 12'	13'4 3/8"	157	14'5 3/8"	13'3"	160	14'5 3/8"
12' x 12'	13'4 3/8"	173	14'11 3/8"	13'8 3/4"	176	14'11 3/8"

\* In SERIES V, extra drop increases case length. Consult factory if this dimension is critical.

Complete Access Series specifications on page 60

NTSC Format (3:4)	Series E			Series V			
	Nominal Viewing Diagonal Area HxW	Case Length*	Net Wt. (lbs.)	Viewing Area HxW	Case Length*	Dowel Length	Net Wt. (lbs.)
6'	42 1/2" x 56 1/2"	6'4 3/8"	85	42 1/2" x 56 1/2"	6'10 3/8"	5'7 3/4"	87
7'	50" x 66 1/2"	7'2 3/8"	96	50" x 66 1/2"	7'8 3/8"	6'5 3/4"	99
100"	60" x 80"	8'4 3/8"	103	60" x 80"	8'10 7/8"	7'8 1/4"	106
10'	69" x 92"	9'4 3/8"	131	72" x 96"	10'2 7/8"	9'1/4"	134
11'	78" x 104"	10'4 3/8"	136	78" x 104"	11'1/8"	9'9 1/2"	140
150"	87" x 116"	11'4 3/8"	138	87" x 116"	12'1/8"	10'9 1/2"	142
15'	105" x 140"	13'4 3/8"	157	108" x 144"	14'5 3/8"	13'3"	160
<b>HDTV Format (9:16)</b>							
92"	45" x 80"	8'4 3/8"	100	45" x 80"	8'9 7/8"	7'7 1/4"	103
106"	52" x 92"	9'4 3/8"	127	52" x 92"	9'9 7/8"	8'7 1/4"	130
133"	65" x 116"	11'4 3/8"	134	65" x 116"	11'10 7/8"	10'8 1/4"	137
161"	79" x 140"	13'4 3/8"	152	79" x 140"	14'1/8"	12'9 1/2"	155
<b>WideScreen Format (1:1.85)</b>							
8'1/100"	47" x 87"	8'10 3/8"	105	47" x 87"	9'4 7/8"	8'2 1/4"	105
9'	50" x 92"	9'4 3/8"	127	50" x 92"	9'9 7/8"	8'7 1/4"	130
10'	56" x 104"	10'4 3/8"	130	56" x 104"	10'9 7/8"	9'7 1/4"	134
11'	63" x 116"	11'4 3/8"	134	63" x 116"	11'10 7/8"	10'8 1/4"	137
13'6"	76" x 140"	13'4 3/8"	152	76" x 140"	14'1/8"	12'9 1/2"	155